



Learning J and j





Alphabet



Connecting kids, parents, teachers and schools!
Access blended language learning tools for home and school at studycat.com



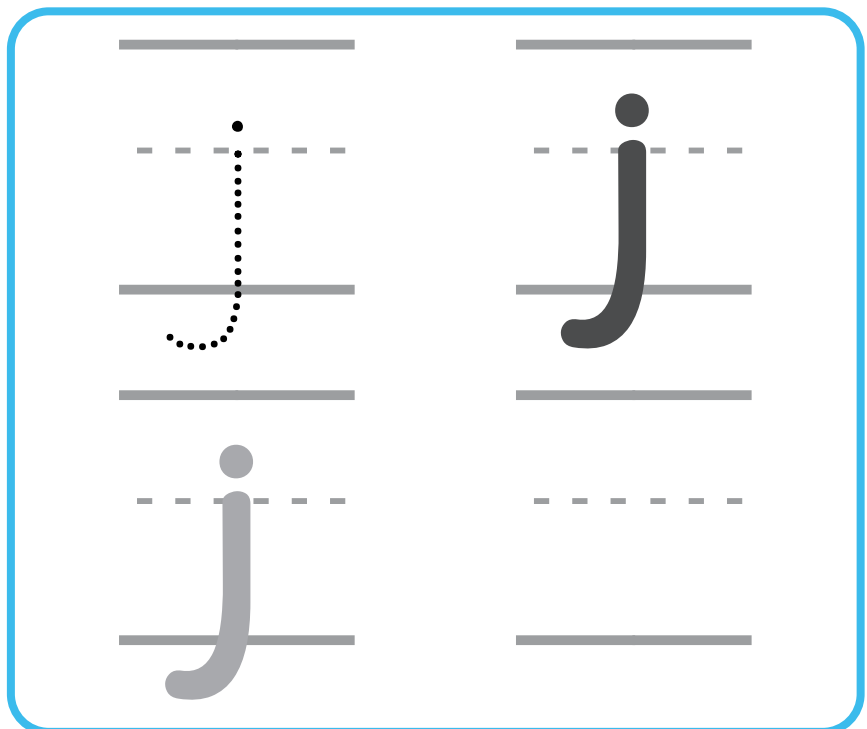
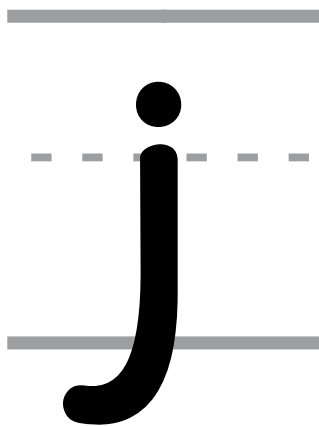


Write the letters J and j.





Tracing practice for uppercase letter J. The box contains two rows. The first row shows a dotted uppercase J on the left and a solid uppercase J on the right, both on handwriting lines. The second row shows a solid grey uppercase J on the left and empty handwriting lines on the right.



Tracing practice for lowercase letter j. The box contains two rows. The first row shows a dotted lowercase j on the left and a solid lowercase j on the right, both on handwriting lines. The second row shows a solid grey lowercase j on the left and empty handwriting lines on the right.